



TUNNEL RECLAIM CONVEYOR

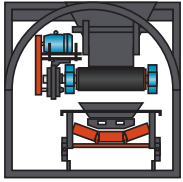
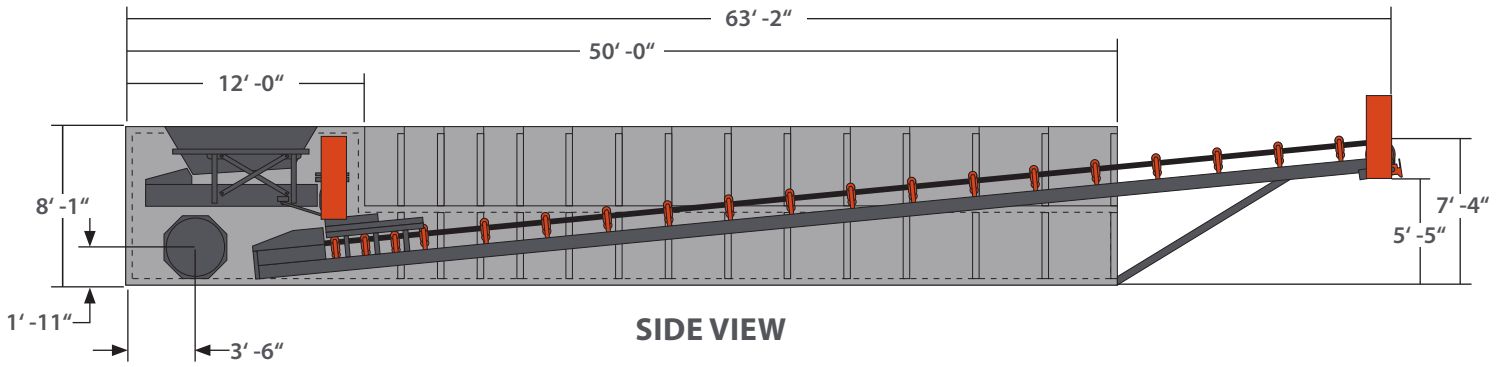
On Demand Access to Surge Pile for Continuous Feed to Plant



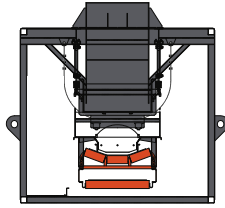
BENEFITS

- » Stress shedding design handles heavy loads
- » Operate fully engaged loaders and dozers across entire length
- » Maintain a continuous feed of material to processing plant
- » Modular design simplifies future modifications

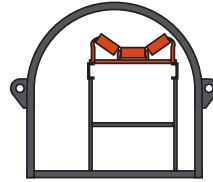
SPECIFICATIONS



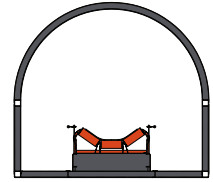
**1 WALKWAY
BOX-STYLE TUNNEL**



**2 WALKWAY
BOX-STYLE TUNNEL**



**1 WALKWAY
DOME-STYLE TUNNEL**



**2 WALKWAY
DOME-STYLE TUNNEL**

| SPECIFICATIONS | Width | | Height | | Standard Lengths | | Additional Increments | | Walkways |
|------------------------|---------|-----|---------|-----|------------------|-------------|-----------------------|-----|------------|
| | ft x in | m | ft x in | m | ft x in | m | ft x in | m | |
| 8-foot Tunnel Reclaim | 8'-0" | 2.4 | 8'-0" | 2.4 | 17'-0" or 51'-0" | 5.1 or 15.5 | 34" | 0.8 | One |
| 10-foot Tunnel Reclaim | 10'-0" | 3.0 | 9'-0" | 2.7 | 17'-0" or 51'-0" | 5.1 or 15.5 | 34" | 0.8 | One or Two |
| 12-foot Tunnel Reclaim | 12'-0" | 3.6 | 9'-6" | 2.8 | 17'-0" or 51'-0" | 5.1 or 15.5 | 34" | 0.8 | One or Two |

PHOTO GALLERY

